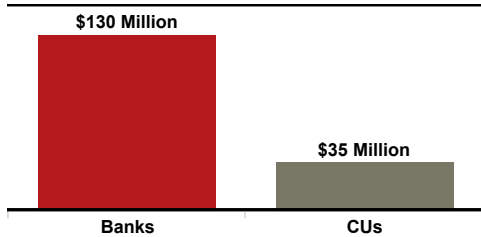




**Oklahoma Median Asset Size  
By Institution  
Mid-Year 2014**



**Oklahoma Credit Unions**

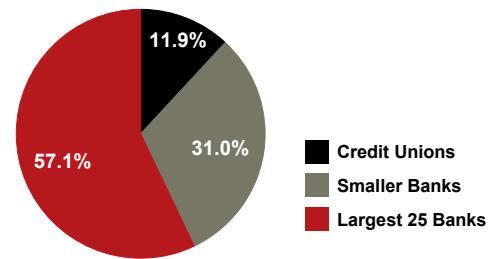
Number of credit unions headquartered in the state: 65  
 Estimated number of credit union memberships in the state: 1,012,498  
 Memberships in credit unions headquartered in the state: 1,162,692



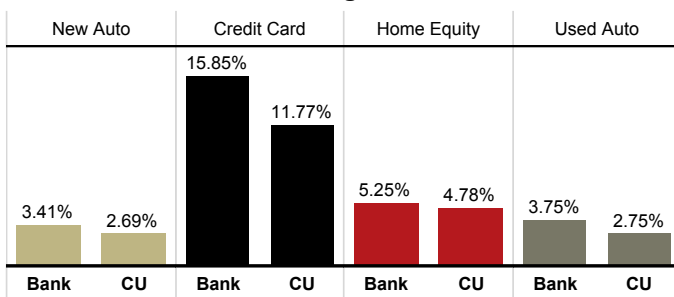
**A small but significant presence in the community**  
 Credit unions represent a growing, but small segment of the state's financial sector. Banks control 88% of deposits in Oklahoma. Big banks have aggressively expanded market share in the state and represent the biggest competitive challenge to the state's small institutions.

Out-of-state banks control 23% of total bank deposits in the state - a share that has increased by 8 percentage points over the past two decades.

**Oklahoma Mid-Year 2014 Market Share**



**Oklahoma Average Interest Rates**




**A structural difference that produces big benefits**  
 Credit unions are not-for-profit financial cooperatives and, unlike banks, have no shareholders demanding a market return on their investment. This structural difference allows credit unions to pass profits on to their member-depositors in the form of lower loan interest rates, higher yields on savings and fewer/lower fees.

**A better deal for consumers**

The lower credit union average new car loan rate shown in the graph results in a savings of \$479 over the life of a 5-year car loan (assuming an average \$30,000 amount financed).

**2014 Oklahoma Credit Union  
Financial Benefits**



**Total Member Benefits \$92 Million**

Source: Census, NCUA, FDIC, Informa Research Services Inc. and CUNA's Economics and Statistics Department.