

How do Credit Unions join the Saving Challenge?

To navigate to [Saving Challenge page](#) from CUNA homepage:

-<http://cuna.org/>

-in upper-right corner, click on “Products & Services”

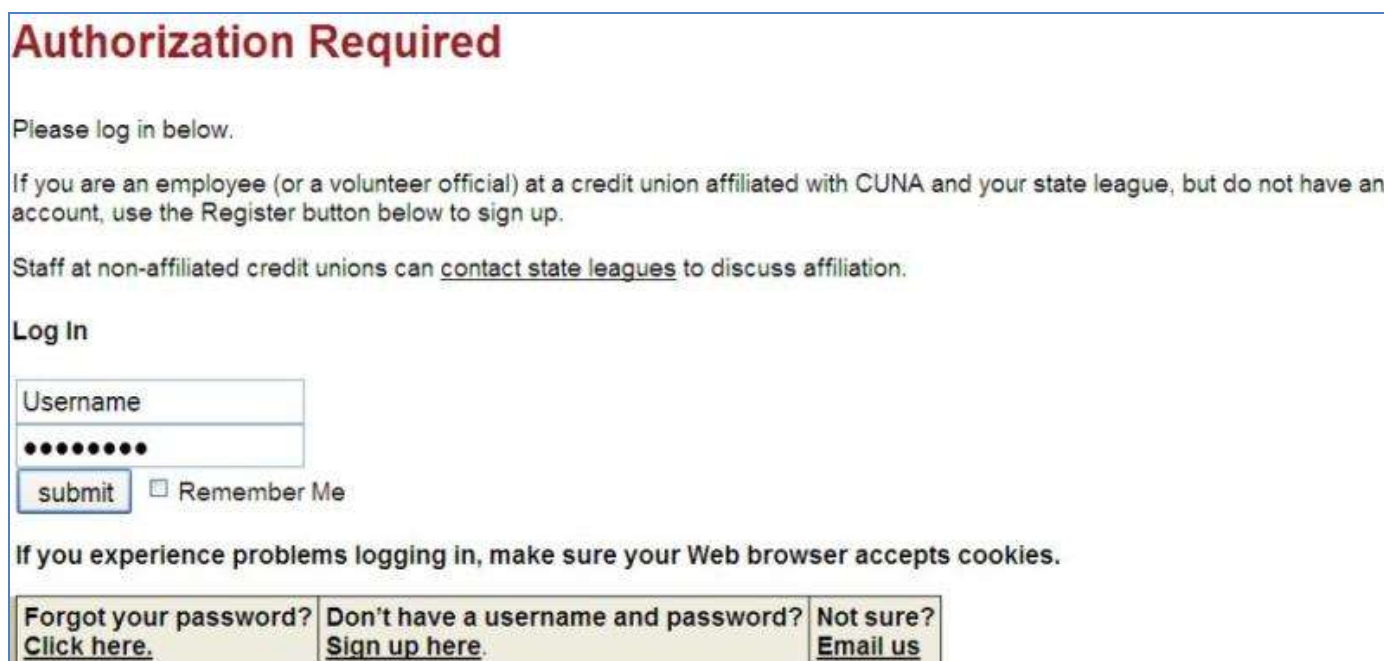
-on left side of page, under “Member Education,” click on “Youth Week”

-on Youth Week page, click the “Sign up for Saving Challenge” link

(or, URL is http://cuna.org/finlit/saving_challenge.html)

Registration process:

Step 1) Go to http://cuna.org/finlit/member/savings_challenge_register.php (or, find “Sign up” link on Saving Challenge page); the **Saving Challenge sign up page** will look like this:



Authorization Required

Please log in below.

If you are an employee (or a volunteer official) at a credit union affiliated with CUNA and your state league, but do not have an account, use the Register button below to sign up.

Staff at non-affiliated credit unions can [contact state leagues](#) to discuss affiliation.

Log In

Username
●●●●●●●●

Remember Me

If you experience problems logging in, make sure your Web browser accepts cookies.

Forgot your password? Click here.	Don't have a username and password? Sign up here.	Not sure? Email us
-------------------------------------------------------	-----------------------------------------------------------------------	----------------------------------------

Figure 1

a) If you already have an account with CUNA, enter your username and password and click the “submit” button

Notes:

-If you previously checked the “Remember Me” box, you will bypass the above page, and be taken to the Goals page → See Step 3

-If you know you have an account, but **can't remember your password**, click the “Click here” link under “Forgot your password?” to request password (see **Figure 1**)

-If you think you might have an account, but **can't remember for sure**, click the “Email us” link under “Not sure?” to send customer service an email (see **Figure 1**)

b) **If you don't have** a username and password, click the “Sign up here” link (see Figure 1)

i) You will be taken to a **New Customer Registration form**, which you are required to complete; the page will look like this:

CUNA ebusiness

Login Contact Us

You are here: CUNA Customizations >> CUNA - Registration

Registration Tips

1. A unique email address is required to complete this form. If you cannot provide a unique email address, see the contact information below.
2. If you receive an error that a duplicate customer exists, we require some additional information to complete your registration. Please use the contact information below to proceed.

If you need assistance with this form, please call 1-800-356-9655 ext. 4077 or email webservices@cuna.com

New Customer Registration

Personal Identification Details

E-mail

Prefix

First Name

Middle Name

Figure 2

ii) The form fields marked in **red** are **required**:

email, first name, last name, company name, username (default is your email address), password

iii) Once completed, click the “Register” button at the page bottom

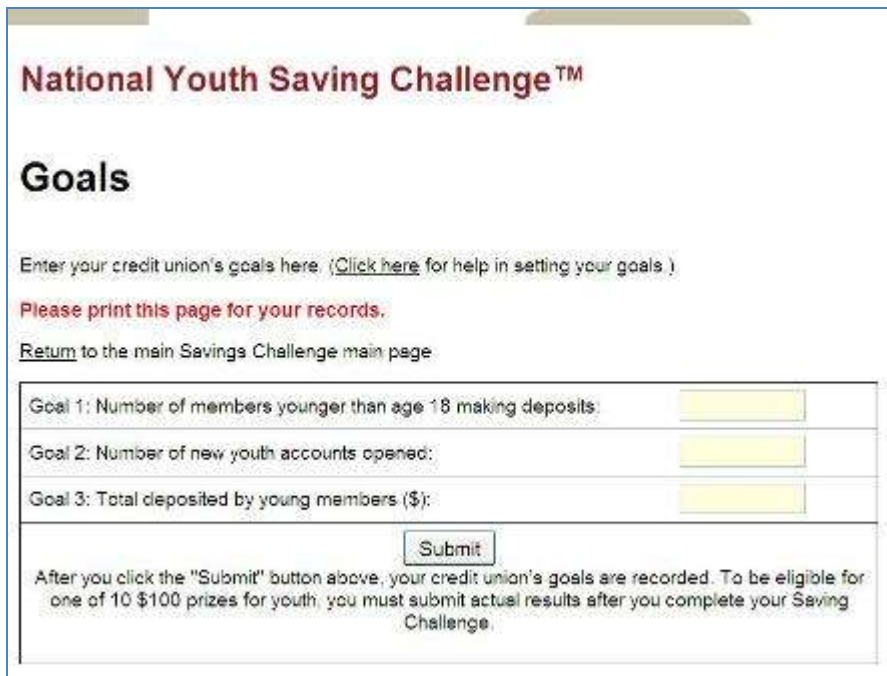
iv) Your account will be created, but just **log out** and **wait for an email confirmation** (takes about a day)

v) All requests for access are processed during regular business hours; **once approved, you will receive email confirmation and can then use your username and password** (IF after a day you still haven't received an email confirmation, try logging in with username and password, as it'll most likely work after a day)

Note: If you encounter any problems along the way, notice that the phone number and email address for customer service are listed on Registration form (see Figure 2)

Step 2) With username and password, **log in** at the **Saving Challenge sign up page** (http://cuna.org/finlit/member/savings_challenge_register.php)

Step 3) You will be taken to the **Goals page**, which you are required to complete; the page will look like this:



National Youth Saving Challenge™

Goals

Enter your credit union's goals here. ([Click here](#) for help in setting your goals.)

Please print this page for your records.

[Return to the main Savings Challenge main page](#)

Goal 1: Number of members younger than age 18 making deposits:	<input type="text"/>
Goal 2: Number of new youth accounts opened:	<input type="text"/>
Goal 3: Total deposited by young members (\$):	<input type="text"/>

After you click the "Submit" button above, your credit union's goals are recorded. To be eligible for one of 10 \$100 prizes for youth, you must submit actual results after you complete your Saving Challenge.

Figure 3

a) Enter your credit union's goals

- i)** If you need help setting goals, go to http://cuna.org/finlit/saving_challenge_steps.html
- ii)** You can also contact our mentors at http://cuna.org/finlit/saving_challenge_mentor.html

b) Click the **"Submit"** button

- i)** Your credit union's goals have been recorded
- ii)** Your credit union is now an official Saving Challenge participant!

Troubleshooting – Q&As:

Sign up page for Saving Challenge (http://cuna.org/finlit/member/savings_challenge_register.php) looks like this:

Authorization Required

Please log in below.

If you are an employee (or a volunteer official) at a credit union affiliated with CUNA and your state league, but do not have an account, use the Register button below to sign up.

Staff at non-affiliated credit unions can [contact state leagues](#) to discuss affiliation.

Log In

Username	
●●●●●●●●	
<input type="submit" value="submit"/>	<input type="checkbox"/> Remember Me

If you experience problems logging in, make sure your Web browser accepts cookies.

Forgot your password? Click here.	Don't have a username and password? Sign up here.	Not sure? Email us
-------------------------------------------------------	-----------------------------------------------------------------------	----------------------------------------

1) Is my username the same as my business email address?

Yes, if you have an account, the business email you provided while registering was automatically made your username.

2) I have an account, but I can't remember my password. What do I do?

On the Saving Challenge sign up page, click the "Click here" link under "Forgot your password?" to submit your email address, and request password. You can also request a password at <https://ebus.cuna.org/>.

3) I'm not sure if I have an account or not. What do I do?

Send customer service an email at webservices@cuna.com, or call 1-800-356-9655, ext. 4077, to verify your account information and username and password in our system.

4) I definitely don't have an account, and I need a username and password. What do I do?

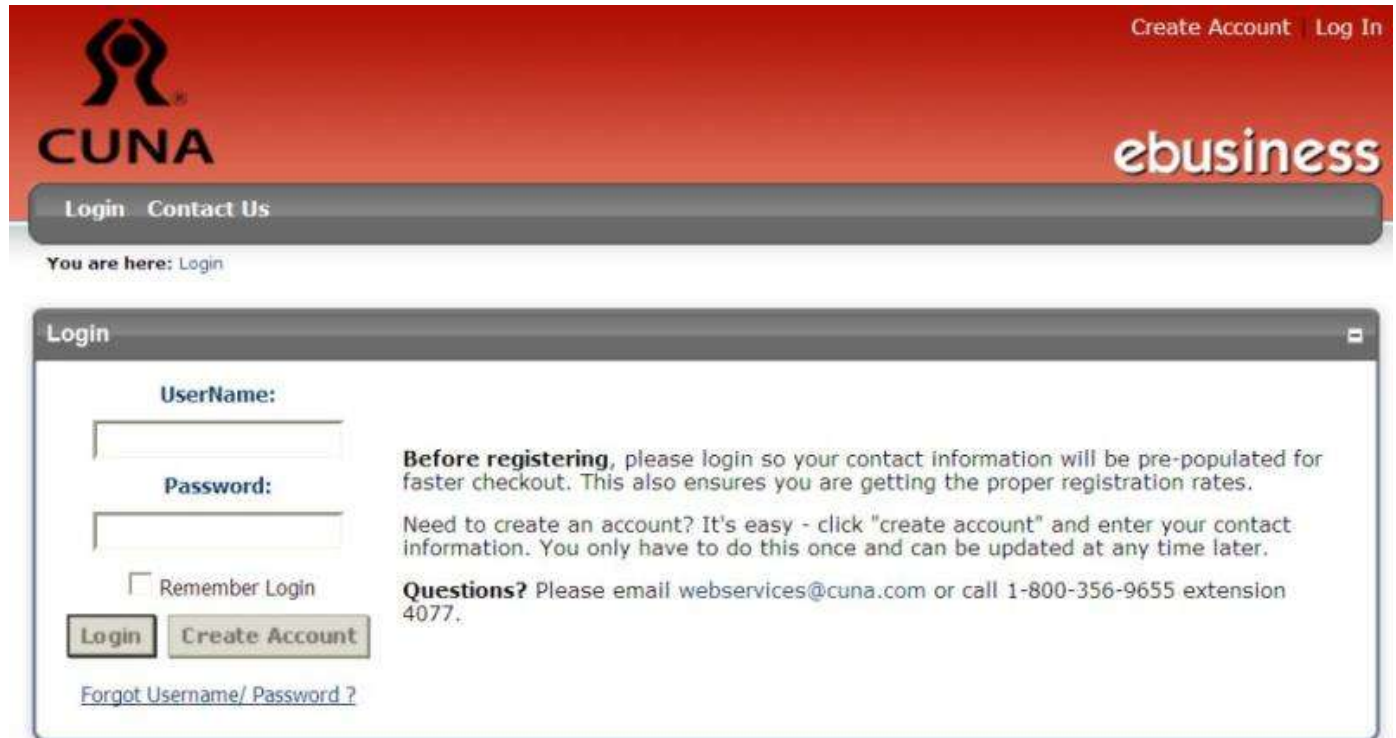
On the Saving Challenge sign up page, click the "Sign up here" link to complete the New Customer Registration form. You can also register at <https://ebus.cuna.org/> by clicking on "Create Account."

5) My email address has changed. What do I do?

Send customer service an email at webservices@cuna.com, or call 1-800-356-9655, ext. 4077, if you want to verify your account information and username and password in our system. Also, please note that if you have an account, you can always update your contact information by logging in at <https://ebus.cuna.org/>.

6) Where can I go to access my account or create an account?

Go to <https://ebus.cuna.org/> to log in with username and password, or register for a new account by clicking on "Create Account." You can also request password by clicking on "Forgot Username/Password?" The page will look like this:



The screenshot shows the CUNA ebusiness website's login interface. At the top, there is a red header with the CUNA logo on the left and "Create Account | Log In" on the right. Below the header, a dark grey navigation bar contains "Login" and "Contact Us" links. A breadcrumb trail below the navigation bar reads "You are here: Login". The main content area features a "Login" window with a title bar and a close button. Inside the window, there are two input fields: "UserName:" and "Password:". Below the password field is a checkbox labeled "Remember Login". Two buttons, "Login" and "Create Account", are positioned below the checkbox. To the right of the input fields, there is instructional text: "Before registering, please login so your contact information will be pre-populated for faster checkout. This also ensures you are getting the proper registration rates." and "Need to create an account? It's easy - click 'create account' and enter your contact information. You only have to do this once and can be updated at any time later." Below this text, it says "Questions? Please email webservices@cuna.com or call 1-800-356-9655 extension 4077." At the bottom left of the login window, there is a link: "[Forgot Username/ Password ?](#)".